

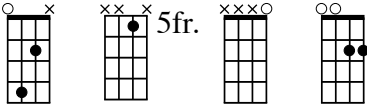
After You've Gone

Henry Creamer (1879 – 1930)

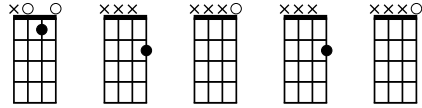
Turner Layton (1894 – 1978)

1918

Cmaj7

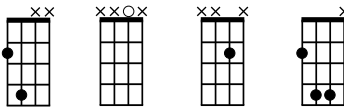


F7

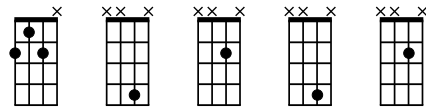


Af - ter you've gone, _____ and left me cry - ing;

Gmaj7



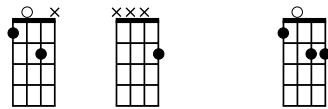
E7



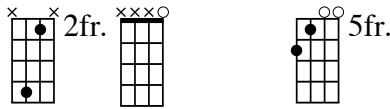
E

Af - ter you've gone _____ there's no de - ny - ing

A7

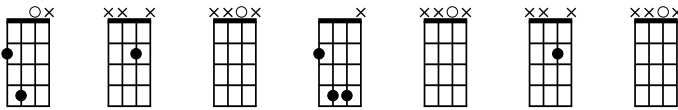


D7

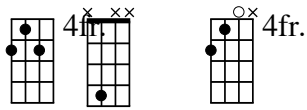


you'll feel blue, _____ you'll feel sad, _____

Gmaj7

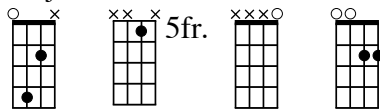


G7

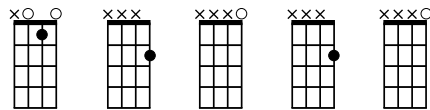


you'll miss the dear - est pal you've ev - er had. _____

Cmaj7

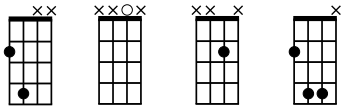


F7

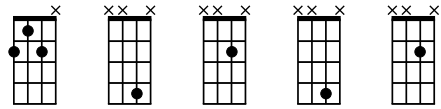


There'll come a time, _____ now don't for - get it.

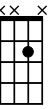
Gmaj7



E7

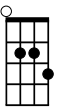


E

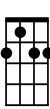


There'll come a time, _____ When you'll re - gret it.

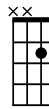
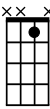
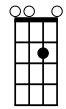
Am7



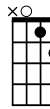
E7



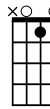
Am7



F7

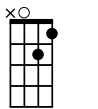


F7

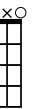
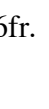
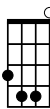


Some day when you grow lone - - ly,


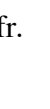
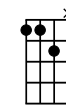
G



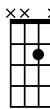

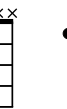
B7



Em7

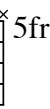

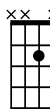
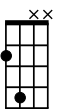


E°7

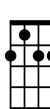


your heart will break like mine and you'll want me on - ly.


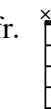
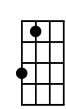
Bm7



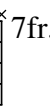


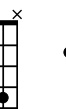
E7



Am7

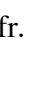
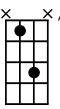


D7

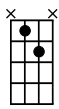


Af - ter you've gone, _____ af - ter you've gone a -

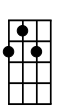
G



G



G7



way. _____

Solo Chorus

This break is a study in targeting the 3rd note of each chord (marked with an asterisk). Because the 3rd is targeted in each measure, there is a certain amount of *same-ness* to the solo. A typical solo would target the 3rds more sparingly, mixing them in with other types of licks.

Cmaj7 F7 Gmaj7 E7

4 5 6 0 2 4 5 | 4 3 2 | 0 6 5 4 4 2 1 | 2 2 1 0 6

A13 D9 Gmaj7 G7

0 1 2 3 | 4 2 0 6 5 4 | 5 6 0 6 5 4 | 2 0 5 2 3

Cmaj7 F7 Gmaj7 E7

4 0 4 0 5 4 3 | 2 5 4 3 2 0 5 | 4 2 6 2 0 6 0 | 1 4 1 4 5 0 4

Am7 E7 Am7 F7 Gmaj7 B7 Em7 E7

5 4 2 1 4 1 | 2 4 5 2 0 6 5 4 | 2 0 2 3 4 2 | 0 2 0 6 2 6

Bm7 E7 Am7 D7 Gmaj7 G7

0 5 4 2 1 2 0 | 5 2 0 0 5 | 4 3 4 2 0 6 0 6 | 5 0 4 0 0 1 2